




Table of Contents


[NJ AIS & AIA Recaps](#) | [Life Cycle Costs](#) | [Wellness @ TeamPAR](#) | [Mother's Day Fun](#) | [How to Clean Deck & Pool Furniture](#) | [Iconic Foods: Ice Cream!](#)



Did You See Us at NJAIS and AIA?

On May 1, TeamPAR had the privilege of presenting our services at the [NJ AIS](#) (NJ Association of Independent Schools) Finance Officers Conference. **Stuart Country Day of the Sacred Heart was the winner of our service prize. We look forward to donating six PARsolutions hours or the designs for one of the rooms in the near future!**

The NJAIS members enjoyed our Duracolor fiber "science experiment," along with our Diamond 10 LVT test. Adding value and increasing our clients' ROI is our #1 priority.



On May 10, TeamPAR showcased our services at the 28th Annual [AIA Trade Show](#) co-hosted by [Architects League of Northern New Jersey](#) & [AIA Newark and Suburban Architects](#).

Uniting with architects is key for TeamPAR. They are the masterminds of building types and functionality and TeamPAR adds value to their services by specifying finishes that complement their vision and ensure that the project is built on time and remains in budget through installation. Win-win for our shared client!



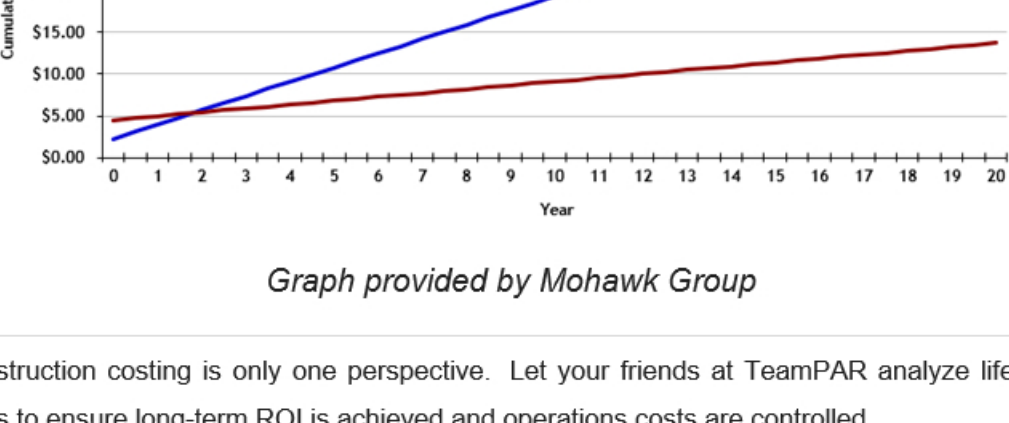
TeamPAR gave away a Wurf Board during the show! **Alka Surpur of a-Squared LLC is the winner of this new concept, wellness driven office toy!** We also raffled off our services (4 hours of design specifications) to the impressive firm of **Sterba & Associates, P.C.** We are excited to collaborate with them soon!

Understanding Life Cycle Costs: Are You Really Saving Money?

You don't believe your client's budget can handle a material upgrade? Think again! Sometimes what appears to be inexpensive happens to be ultimately the costliest decision. LVT looks smart, offers sound absorption properties and is easy to maintain.

Mohawk Group Life Cycle Calculator

	Installed Price	Annual Maintenance /sf	Cumulative Cost						
			Year 1	Year 2	Year 3	Year 4	Year 5	Year 10	Year 20
VCT	\$2.25	\$1.71	\$3.96	\$5.67	\$7.38	\$9.09	\$10.80	\$19.35	\$36.45
ERT	\$4.50	\$0.46	\$4.96	\$5.42	\$5.88	\$6.34	\$6.80	\$9.10	\$13.70



Graph provided by Mohawk Group

Construction costing is only one perspective. Let your friends at TeamPAR analyze lifecycle costs to ensure long-term ROI is achieved and operations costs are controlled.

[Contact Us](#)


Wellness with TeamPAR



TeamPAR promotes wellness in the workplace through our designs and enjoys practicing what we preach. Here is a snapshot into our weekly Pilates Class with our wonderful instructor, Janine, owner of UReformed, who provides her services in our office. Fitting it all in and giving us the energy to service our clients!

Happy Mother's Day

From the hardworking mothers at TeamPAR, we hope you had a FUN and joyful Mother's Day. Wishing you appreciation for all you do... Don't stop now, you are molding our future leaders!



[Watch Our Jib Job](#)

Tips and Tricks: Cleaning Deck and Pool Furniture

Are you ready for your outdoor Memorial Day Party? If you are looking outside at your deck and pool furniture and getting overwhelmed by the dirt and grime from this tough winter, Wayne has a few tips for getting that furniture cleaned up just in time for the party:

#3: Cleaning outside deck and pool furniture

We are excited that Spring has sprung, and Summer will be in full force before we know it. BBQ season is itching to start, but we must prepare our decks and pool areas for the months of fun ahead. Come Rain, Wind, Sun and Bird Poop! Here are a few tips and tricks from Wayne Connolly to bring your backyard out of hibernation.

- White Plastic Furniture:** Avoid chlorine and bleach because they eat away at the material. Instead, use white distilled vinegar to remove stubborn stains and sprinkle baking soda on a wet sponge to create a mild abrasive that will peel away stains without scratching.
- Cast Aluminum:** Cover furniture pieces from top to bottom with all-purpose cleaner and rub with a nylon scrub brush. Next, wipe with a microfiber cloth. For extra protection, finish with a coat of car wax, says Linda Cobb, the author of the "Queen of Clean" book series. Now that's a neat trick!
- Cushions:** Combine 1-quart warm water, 1 teaspoon dishwashing detergent, and 1 tablespoon borax in a bucket. Dip a sponge in the solution, then use it to scrub the cushions on all sides. Let the solution soak in for 15 minutes. Rinse with a hose. Stand each cushion on an edge until dry.
- Umbrella:** Hose down the umbrella. Rub a wet soft-bristle brush across a bar of laundry soap. Run it over the open canopy, working from bottom to top. Rinse with a hose. Leave the umbrella open until dry. In between cleanings, wipe off bird droppings as soon as you spot them; the high acid content damages fabric, says Don Aslett, the founder of the Museum of Clean, in Pocatello, Idaho.
- Wicker:** Use the vacuum's crevice attachment to dislodge leaves and bugs from the cracks. (A paintbrush works well too.) Next, wet a microfiber cloth with all-purpose cleaner and glide it over the wicker. Rinse with a damp sponge. Dry with a cloth to prevent mildew.

After the LONG winter we endured, your friends @ TeamPAR hope these tips will make fast work of your "to do list" so you can enjoy the R&R you deserve.

[View More Tips and Tricks](#)

We All Scream for Ice Cream!



Ice cream, just like everything else to a New Jerseyan, IS PERSONAL! With the commencement of Memorial Day, the summer season kicks off with BBQ's, trips to the shore and regular stops to our favorite ice cream shops.

Take a walk down memory lane with some of TeamPAR's favorite ice cream flavors and shops in NJ:

[Read More](#)

